



MIMO LTE, WiFi/ GPS Combo Antenna

MODEL: AW-10-DLTW ✓RoHS

V1.0 2015-07-07

MIMO LTE+MIMO Tri-Band 2.4-5.0GHz+GPS



©San Jose Technology, Inc. All specifications subject to change without notice.

Overview:

The **AW-10-DLTW** is a multi-band antenna, which covers the following bands:

- GPS L1 Band-1575.42MHz
- 700~2700MHz (2 Cables)
- 2400~2500MHz / 5150~5850MHz (3 Cables)

It is specially designed for any telemetry applications, which utilize those bands.

The high sensitivity of **AW-10-DLTW** will enhance the performance and connectivity of your telemetry devices.

Features:

1. Heavy-duty low profile compact structure
2. Screws mount, IP67 Fully waterproof
3. Covers all the mobile communication network

Applications:

1. Vehicle tracking
2. GPS Navigation
3. Telemetry Application
4. Transportation and remote monitoring

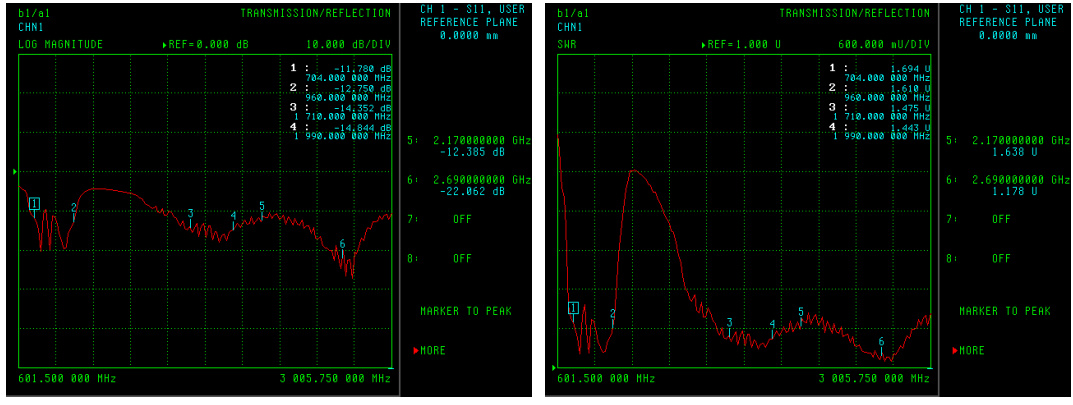
Specification:

Category	GPS Antenna	LTE Antenna
Frequency	GPS: 1575.42MHz * Optional: GLONASS: MHz 1602 MHz (Optional)	704~960 MHz,1710~2690 MHz
Gain	27dB(Without Cable)	1dBi@700~960MHz(1m Cable) 1.5dBi@1710~2170MHz(1m Cable) 1dBi@2300~2690MHz(1m Cable)
V.S.W.R	≤ 1.8.	≤2.0 (with 1m cable)
Noise Figure	1.2 Max	-
Band Width	2 MHz	256MHz for frequency of 704-960MHz 460MHz for frequency of 1710-2170MHz 100MHz for frequency of 2400-2500MHz 700MHz for frequency of 5150-5850MHz
Impedance	50 Ohm	50 Ohm
Cable/Connector	5m RG-174 Cable-SMA(P)	1m RG-174 Cable-SMA(P)
Polarization	R.H.C.P	Linear
Power supply	3.0 ~ 5.0V DC	-
Power Consumption	3V : 10.6mA+1mA, 5V : 21mA +1mA	-
Power Handling Capacity	-	10W
Dimension	104mm(Dia.) x 60mm(H)	
Operation Temperature	-45degC to +80degC	
Category	2.4G~2.5G	5.1G~5.8G
Frequency	2400~2500MHz	5100~5850MHz
Gain	2dBi (1m Cable)	-3dBi (1m Cable)
V.S.W.R	≤ 2.0	≤ 2.0
Cable/Connector	1m RG-174 Cable-SMA(P)	1m RG-174 Cable-SMA(P)
Polarization	Linear	Linear
Dimension	110mm(Dia.) x 40mm(H)	
Operation Temperature	-40degC to +80degC	
Storage Temperature	-45degC to +100degC	

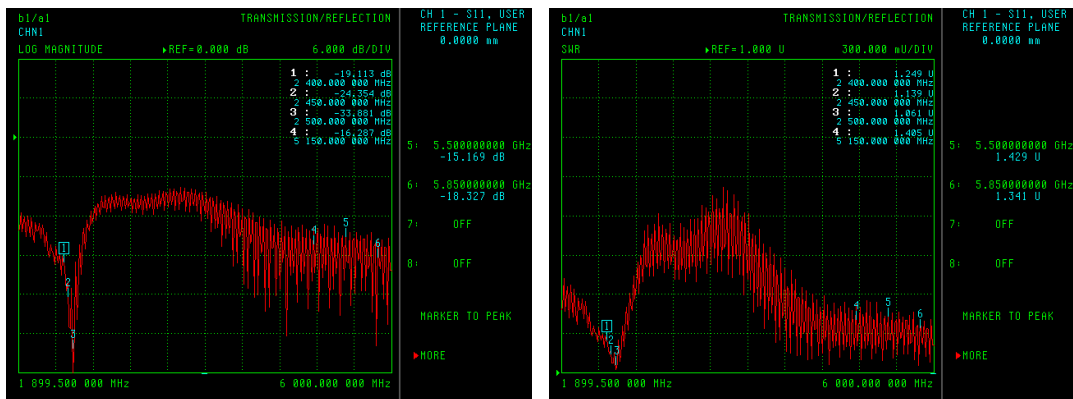
©San Jose Technology, Inc.
All specifications subject to change without notice.

- * This specification is subject to change without prior notice
- * Customization specifications is welcome
- * The test is taken in the SANAV CTIA standard 3D RF chamber

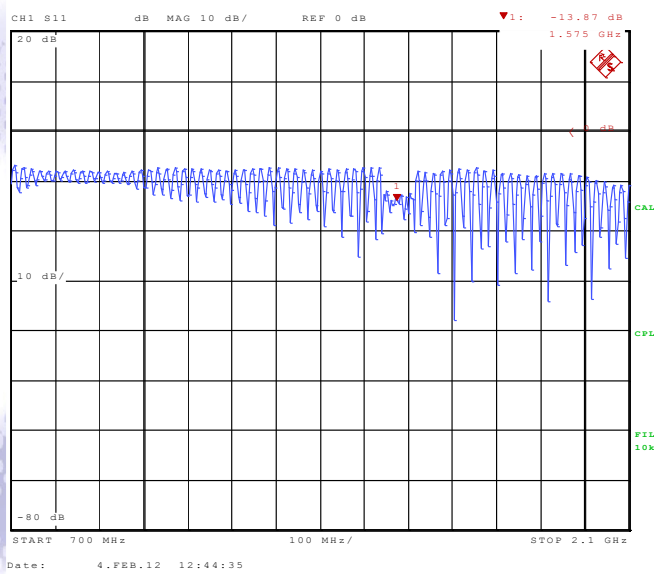
LTE Return Loss&VAWR:



Wlan(2.4G+5G) Antenna Return Loss&VSWR:



GPS Return Loss:



©San Jose Technology, Inc.
All specifications subject to change without notice.

LTE 3D Gain@1M RG174:

-Main LTE Antenna

Frequency(MHz)	704	734	756	768	787	824	868	880	915
Gain (dBi)	-5.14	0.94	1.36	2.75	-0.8	-1.97	-2.28	-1.84	-0.7
Efficiency (%)	4.26	31.98	33.02	32.38	23.22	25.09	18.25	15.78	22.21

Frequency(MHz)	960	1710	1785	1805	1850	1880	1920	1990	2110
Gain (dBi)	-0.66	1.92	1.24	1.71	0.36	1.37	0.11	0.75	-1.86
Efficiency (%)	26.54	43.5	44.43	53.21	38.62	44.11	39.26	39.69	20.09

Frequency(MHz)	2140	2170	2300	2400	2500	2570	2620	2690
Gain (dBi)	-0.62	-0.13	0.35	0.63	0.43	0.32	-2.52	-2.87
Efficiency (%)	31.3	27.44	35.25	32.97	28.57	28.07	18.43	18.17

Wlan(2.4G+5G) 3D Gain@5M RG174:

Frequency(MHz)	2400	2450	2500	5150	5250	5350	5500	5650	5750	5850
Gain (dBi)	1.74	1.7	1.22	-2.81	-3.69	-3.48	-2.99	-2.78	-3.73	-3.02
Efficiency (%)	34.87	37.72	37.68	10.34	14.43	14.02	14.77	14.88	13.62	13.02

RG174 Cable Loss:

Frequency (MHz)	700~960	1800~2100	1575	2400	2500	5150	5500	5850
dB/3M	-3.0~-3.6	-5.3~-5.8	-1.2	-6.4	-6.8	-10.7	-11.2	-11.7

©San Jose Technology, Inc.
All specifications subject to change without notice.